

# Collection Information



## Blue Cart – Recyclables

- Your blue cart is collected **once every 2 weeks.**
- You can mix all loose recyclables in one cart; there is no need to sort.

- Rinse all containers and ensure they are empty. Plastic bags can be bundled within one bag, and the rest of the recyclables should be loose. **Styrofoam is not recyclable.**
- For accepted items refer to the list below.



## General Information

### Don't be late.

Place your waste at the curb by 7 a.m. the morning of your collection day, or the night before.

### Keep the weight down.

Carts that are too heavy cannot be collected. Pay close attention to items that cannot go in the carts.

### Winter safety.

During the winter, ensure cart is free of snow and ice and is visible to the collection crew. Do not place carts on top of snow banks.


### Protect the environment.

Do **not** put household hazardous waste such as batteries, fluorescent bulbs, paint, chlorine, pesticides or oil in your carts, see page 18 for disposal options.

## No more sorting!



**\*\*Please bundle all plastic bags, films etc. together into one bag and then put in cart. Please bag shredded paper into a clear bag!**



## NO

- **STYROFOAM** of Any Kind
- **No Scrap Metals or Electronic Waste** (batteries, cell phones)
- **No organic material** (food waste)
- **Paint, pesticides, oil or cleaning fluids**

# Collection Information



## Green Cart & Kitchen Catcher – Compostables

- Your green cart is collected once every week.
- You can line your cart with paper towels, paper bags or certified compostable bags, or leave material loose inside cart.
- **ABSOLUTELY No plastic bags**, See Pg.17



**YES - Other Acceptable Items:** Dryer lint, feathers, human & pet hair, pet waste, cat litter, nail clippings, popsicle sticks, used facial tissues, cold fireplace ashes, We also accept cooking oil & grease (DO NOT POUR DOWN DRAINS).




**NO – Other Unacceptable Items:** STYROFOAM of any kind. Do not use Plastic bags or put paper towels that have cleaning chemicals on them. No furnace filters, dryer sheets, vacuum bags or any type of fabric.

- You can put your Green Cart out for collection every week, even if it is only partially full, or just when you want it emptied.
- Your kitchen catcher is designed to fit under your sink, use it while clearing dishes etc. then empty into your green cart.
- For accepted items refer to the list below.



Remember to rinse out your carts when you can to reduce odours and residue build-up.



YES	NO
<p>Meat, fish, or poultry Dairy products Grass and leaves, Weeds, flowers Pruning's Branches (under 4' long, 4" diameter) Vegetable garden waste Houseplants Fruits, Breads, pasta and grains Nutshells, Eggs shells Coffee grounds and filters, Tea bags Shredded paper Paper towels and napkins (not if used with cleaning products) Paper plates and cups, food wrappers Paper take-out containers Pizza boxes Egg cartons (non-Styrofoam) Plate Scrapings</p> 	<p><b>STYROFOAM</b> Plastic or Biodegradable bags Plastic containers Metal and glass Car grease or liquids Diapers Soil and rocks Stumps Lumber or Fencing Hazardous waste Branches over 4' long and 4" diameter Household Garbage</p>  <p><b>*Use these bags only!</b></p>  <p><b>COMPOSTABLE</b> BPI   US COMPOSTING COUNCIL</p>

## Collection Information


### Brown Cart – Residual Waste

- Your brown cart is collected **once every week**. You can use whatever bag you want in this cart, plastic or biodegradable. We just ask that you use a bag so there isn't a mess on our windy days.



\* All items that you cannot recycle or compost will be placed in your brown cart. Please keep in mind that heavy metal, wood, electronics and any hazardous materials (household chemicals, paint cans that are not empty) should be taken to a designated drop-off site. For more information see page 18.

### Spring & Fall Tree Chipper Program



The Town will still be offering the Spring and Fall Tree Chipping program, this is **NOT** an alley clean up. We will be spending one week in each area to pick up Tree branches for chipping and leaves, at the end of the week. Check out the calendar included for the dates in each collection area. Year Round you can put leaves out in paper or compostable bags for the composter to pick up, alongside your green carts if you'd like, or take to one of our compost drop-off locations. (Southside by Water Treatment Plant, or the Transfer Station.


### COUPON VOUCHER System!

The Town is issuing coupons/vouchers to cover some of the disposal fees of large items that need to be taken to the Transfer Station. These coupons can be used by residents to dispose of additional waste that typically follows spring cleanup or household renovations. Common items that are disposed of include: Appliances, old furniture, scraps of lumber, household garbage, demolition materials from home renovations, broken up concrete, etc. The goal of this program is to make spring cleanup and other residential maintenance more convenient and affordable for residents. Additionally, the coupon service can be utilized year round, so home renovations do not have to coincide with an annual service.


#### Here's how it works:

- Each residence in Taber will receive three coupons per year.
- Coupons cover the disposal of 250 kilograms of waste and can be picked up from the Town office(4900-A 50 Street) or the Town Shop(6201-A 54 Avenue).
- Coupons must be presented to personnel at the Taber Transfer Station weigh scale. See pg.18 for directions.


### COMPOSTABLE VS BIODEGRADABLE WHAT'S THE DIFFERENCE?



COMPOSTABLE BAGS ARE MADE OF PLANT MATERIALS & BREAK DOWN DURING THE COMMERCIAL COMPOSTING PROCESS INTO NON TOXIC COMPONENTS



BIODEGRADABLE BAGS SIMPLY HAVE ADDITIVES THAT OVER TIME WILL BREAK THE PLASTIC DOWN INTO SMALLER SIZED PIECES WHICH TAKE MANY DECADES TO DISSAPPEAR




BIODEGRADABLE BAGS ARE NOT COMPOSTABLE & WILL CONTAMINATE YOUR GREEN ORGANICS BIN & OUR PRODUCTS




\*Only use Compostable bags in the Green Carts! 17

## How to Place your cart for Front Curb Collection:



- For Areas that do NOT have an Alley
- **Place it** – Carts should be at the curb for collection no later than 7:00 am, no earlier than 7:00 pm the night before.
- **Park it** – Cart should be on the street with the wheels against the curb.
- **Point it** – Make sure the arrow on top of lid is pointing to the centre of the road.
- **Space it** – Leave at least an arm length (3 feet) between and behind the carts or other objects (CARS, fences, poles) and at least 3 metres above the cart.
- **Remove it** – Please **REMOVE** your carts from the street by the end of your collection day, and store on your own property. If not you could be subject to a fine from the Bylaw department.
- **Snow?** – Do not place your cart on or behind a snow bank.

## How to Place your cart for Alley Collection:



- For Areas that HAVE an Alley
- **Place it** – Carts should be in the alley for collection no later than 7:00 am, no earlier than 7:00 pm the night before.
- **Park it** – Cart should be on your side of the alley with the wheels facing your house.
- **Point it** – Make sure the arrow on top of lid is pointing to the centre of the alley.
- **Space it** – Leave at least an arm length (3 feet) between and behind the carts or other objects (CARS, fences, poles) and at least 3 metres above the cart.
- **Remove it** – Please **REMOVE** your carts from the alley by the end of your collection day, and store on your own property. If not you could be subject to a fine from the Bylaw department.
- **Snow?** – Do not place your cart on or behind a snow bank.